


FIELD TILE



Beige



Dust



Grigio



Taupe



Mosaic (Grigio shown)



Above: Dust 13x20

SPECIFICATIONS

Application	Floor & Backsplash
Visual	Rustic Marble
Type	HDIT Porcelain
Slip Resistance	ASDA/OSHA
PEI Rating	4+
Frost Resistance	Yes
Shade Variation	Slight/Medium




V2

SIZES




20x20 Floor



13x20 Floor



13x13 Floor



2x2 Mosaic
13x13 Sheet



6x6*



3x13 Floor Bullnose

*Square edge, cut-to-size.

Note: Manufacturer does not recommend installing large format rectangular tile using a staggered brick/running bond grout joint pattern. Joint locations can be random and should be positioned to be no less than 30% of the length of the adjacent tile (<30%). Alternating joints, straight-lay, 1/3 and less or herring bone patterns are acceptable with a grout size to be no less than 1/8" (>1/8").

ROX



YOUR HOME IS A TREASURE.
TILE ACCORDINGLY.

www.internationalwholesaletile.com



Dust 13x20

Taupe 20x20, Taupe 13x20, Taupe 13x13



HDIT
HI-DEFINITION
INKJET TECHNOLOGY

SPECIFICATIONS


Application	Floor & Backsplash
Visual	Rustic Marble
Type	HDIT Porcelain
Slip Resistance	ASDA/OSHA
PEI Rating	4+
Frost Resistance	Yes
Shade Variation	Slight/Medium




V2

SIZES


20x20 Floor



13x20 Floor



13x13 Floor




3x13 Floor BN



6x6*



2x2 Mosaic 13x13 Sheet



Note: Manufacturer does not recommend installing large format rectangular tile using a 50% staggered brick/running bond grout joint pattern. Joint locations can be random and should be positioned to be no less than 30% the length of the adjacent tile. Alternating joints so they are <30%, a straight-lay or herring bone patterns are acceptable and with grout joint sizes of 1/4" to 3/16" but no less than 1/8".

* Square edge, cut-to-size.

Slight variation of color, shade and finish are inherent in ceramic, porcelain and stone products. Before setting tiles, please verify color, shade, etc.